

**Ref. No. AAVAS/SEC/2019-20/260**

**Date: October 16, 2019**

|  |  |
|--|--|
| <b>To,</b><br>The National Stock Exchange of India Limited<br>The Listing Department<br>Exchange Plaza,<br>Bandra Kurla Complex,<br>Mumbai - 400051<br><br>Scrip Symbol: AAVAS | <b>To,</b><br>BSE Limited<br>Dept. of Corporate Services<br>Phiroze Jeejeebhoy Towers,<br>Dalal Street, Fort,<br>Mumbai - 400001<br><br>Scrip Code: 541988 |
|--|--|

Dear Sir /Madam,

**Sub: Shareholding Pattern for quarter ended September 30, 2019**

**Ref: Regulation 31(1) (b) of SEBI (Listing Obligations and Disclosure Requirements) Regulation, 2015.**

Pursuant to the captioned Regulation, please find enclosed the Shareholding Pattern of Aavas Financiers Limited for the quarter ended September 30, 2019.

This is for your information and records.

Thanking You,

For Aavas Financiers Limited

  
Sharad Pathak  
Company Secretary & Compliance Officer  
(FCS-9587)



Enclosed: As Above

**AAVAS FINANCIERS LIMITED**

(Formerly known as "Au HOUSING FINANCE LIMITED")

An ISO 9001:2015 Certified Company

CIN NO.: L65922RJ2011PLC034297

Regd. & Corp. Office: 201-202, 2nd Floor, Southend Square,

Mansarovar Industrial Area, Jaipur - 302020 | Tel: +91 141 661 8888


E-Mail: info@aavas.in, Website: www.aavas.in

**Shareholding Pattern under Regulation 31 of SEBI (Listing Obligations and Disclosure Requirements) Regulations, 2015**

|    |   |    |   |    |  |
|----|---|----|---|----|--|
| 1. | Name of Listed Entity: AAVAS Financiers Limited   |    |   |    |  |
| 2. | Scrip Code/Name of Scrip/Class of Security: 541988  |    |   |    |  |
| 3. | Share Holding Pattern Filed under: Reg. 31(1)(a)/Reg. 31(1)(b)/Reg.31(1)(c) <table border="1" style="margin-left: 20px;"> <tr> <td>a.</td> <td>If under 31(1)(b) then indicate the report for Quarter ending</td> </tr> <tr> <td>b.</td> <td>If under 31(1)(c) then indicate date of allotment/extinguishment</td> </tr> </table> | a. | If under 31(1)(b) then indicate the report for Quarter ending | b. | If under 31(1)(c) then indicate date of allotment/extinguishment |
| a. | If under 31(1)(b) then indicate the report for Quarter ending   |    |   |    |  |
| b. | If under 31(1)(c) then indicate date of allotment/extinguishment  |    |   |    |  |
| 4. | Declaration: The Listed entity is required to submit the following declaration to the extent of submission of information:-   |    |   |    |  |

| Particulars |  | Yes* | No* |
|-------------|--|------|-----|
| 1           | Whether the Listed Entity has issued any partly paid up shares?                        |      |     |
| 2           | Whether the Listed Entity has issued any Convertible Securities or Warrants?           |      | No  |
| 3           | Whether the Listed Entity has any shares against which depository receipts are issued? |      | No  |
| 4           | Whether the Listed Entity has any shares in Locked-in?                                 |      | No  |
| 5           | Whether any shares held by promoters are pledge or otherwise encumbered?               | Yes  | No  |

\* If the Listed Entity selects the option 'No' for the questions above, the columns for the partly paid up shares, Outstanding Convertible Securities/Warrants, depository receipts, locked-in shares, No of shares pledged or otherwise encumbered by promoters, as applicable, shall not be displayed at the time of dissemination on the Stock Exchange website. Also wherever there is 'No' declared by Listed Entity in above table the values will be considered as 'Zero' by default on submission of the format of holding of specified securities.



**AAVAS Financiers Limited**

**Table I - Summary Statement holding of specified securities**

| Category | Category of shareholder       | Nos. of shareholder | No. of fully paid up equity shares held (IV) | No. of Partly paid-up equity shares held (V) | No. of shares underlying Depository Receipts (VI) | Total nos. shares held (VII) = (IV) + (V) + (VI) | Shareholding as a % of total no. of shares (calculate as per SCRR, 1957) (VIII) As a % of (VII) | Number of Voting Rights held in each class of securities |              |                          | Total as a % of (A+B+C) (IX) | Shares Underlying Outstanding convertible securities (including securities convertible into full convertible securities) (X) | Ing, as a % assuming conversion of convertible securities (XI) = (X) / (VII) * 100 | Number of Locked In shares      |         | Number of Shares pledged or otherwise encumbered | As a % of total Shares held (a) (XIII) | Number of equity shares held in dematerialised form (XIV) |
|----------|-------------------------------|---------------------|--|--|---|--|---|--|--------------|--------------------------|------------------------------|--|--|---------------------------------|---------|--|--|---|
|          |                               |                     |  |  |   |  |   | No of Voting Rights Class e.g: X                         | Class e.g: Y | Total Class e.g: Y Total |                              |  |  | As a % of total Shares held (b) | No. (a) |  |  |   |
| (A)      | Promoter & Promoter Group     | 3                   | 45532830                                     | 0  | 0   | 45532830   | 58.2497   | 0  | 0            | 0                        | 0                            | 58.2497  | 45532830   | 100.0000                        | 0       | 0  | 0                                      | 45532830  |
| (B)      | Public                        | 12743               | 32635521                                     | 0  | 0   | 32635521   | 41.7503   | 0  | 0            | 0                        | 0                            | 41.7503  | 8016380  | 24.5633                         | NA      | NA   | NA                                     | 32635521  |
| (C)      | Non Promoter - Non Public     |                     |  |  |   |  |   |  |              |                          |                              |  |  | 0.0000                          | NA      | NA   | NA                                     |   |
| (C1)     | Shares Underlying DRs         | 0                   | 0  | 0  | 0   | 0  | 0.0000  | 0  | 0            | 0                        | 0                            | 0.0000   | 0  | 0.0000                          | NA      | NA   | NA                                     | 0   |
| (C2)     | Shares Held By Employee Trust | 0                   | 0  | 0  | 0   | 0  | 0.0000  | 0  | 0            | 0                        | 0                            | 0.0000   | 0  | 0.0000                          | NA      | NA   | NA                                     | 0   |
|          | Total                         | 12746               | 78168351                                     | 0  | 0   | 78168351   | 100.0000  | 0  | 0            | 0                        | 0                            | 100.0000   | 53549210   | 68.5049                         | 0       | 0  | 0                                      | 78168351  |

**AAVAS Financiers Limited**


**Table II - Statement showing shareholding pattern of the Promoter and Promoter Group**

| Category & Name of the shareholders | PAN  | Nos. of shares | No. of fully paid up equity shares held | Partly paid-up equity shares held | No. of Depository shares held | Total nos. shares held | Shareholding % as per SCRR, 1957 As a % of (A+B+C2) | Number of Voting Rights held in each class |                             | Total as a % of (A+B+C) | Shares Underlying (including convertible securities) | Ing. % assuming full conversion of convertible securities (XII)= | Number of Locked in Shares      |         | Number of Shares pledged or otherwise encumbered | Number of equity shares held in dematerialized form |
|-------------------------------------|--|----------------|---|-----------------------------------|-------------------------------|------------------------|---|--|-----------------------------|-------------------------|--|--|---------------------------------|---------|--|---|
|                                     |  |                |   |                                   |                               |                        |   | Class eg: X                                | Class eg: Y                 |                         |  |  | As a % of total Shares held (b) | No. (a) |  |   |
| 1                                   | Indian   | (i)            | (ii)                                    | (iii)                             | (iv)                          | (v)                    | (vi)  | (vii) =                                    | (viii) As a % of (A+B+C2) X | (ix)                    | (x)  | (xi)=  | (xii)                           | (xiii)  | (xiv)  |   |
| (a)                                 | Individuals / Hindu Undivided Family                                 |                | 0                                       | 0                                 | 0                             | 0                      | 0.0000  | 0  | 0                           | 0                       | 0.0000   | 0  | 0.0000                          | 0       | 0.0000   |   |
| (b)                                 | Central Government / State Government(s)                             |                | 0                                       | 0                                 | 0                             | 0                      | 0.0000  | 0  | 0                           | 0                       | 0.0000   | 0  | 0.0000                          | 0       | 0.0000   |   |
| (c)                                 | Financial Institutions / Banks                                       |                | 0                                       | 0                                 | 0                             | 0                      | 0.0000  | 0  | 0                           | 0                       | 0.0000   | 0  | 0.0000                          | 0       | 0.0000   |   |
| (d)                                 | Any Other (Specify)  |                | 0                                       | 0                                 | 0                             | 0                      | 0.0000  | 0  | 0                           | 0                       | 0.0000   | 0  | 0.0000                          | 0       | 0.0000   |   |
| 2                                   | Foreign  |                | 0                                       | 0                                 | 0                             | 0                      | 0.0000  | 0  | 0                           | 0                       | 0.0000   | 0  | 0.0000                          | 0       | 0.0000   |   |
| (a)                                 | Individuals (Non-Resident Individuals / Foreign Individuals)         |                | 0                                       | 0                                 | 0                             | 0                      | 0.0000  | 0  | 0                           | 0                       | 0.0000   | 0  | 0.0000                          | 0       | 0.0000   |   |
| (b)                                 | Government   |                | 0                                       | 0                                 | 0                             | 0                      | 0.0000  | 0  | 0                           | 0                       | 0.0000   | 0  | 0.0000                          | 0       | 0.0000   |   |
| (c)                                 | Institutions   |                | 0                                       | 0                                 | 0                             | 0                      | 0.0000  | 0  | 0                           | 0                       | 0.0000   | 0  | 0.0000                          | 0       | 0.0000   |   |
| (d)                                 | Foreign Portfolio Investor   |                | 0                                       | 0                                 | 0                             | 0                      | 0.0000  | 0  | 0                           | 0                       | 0.0000   | 0  | 0.0000                          | 0       | 0.0000   |   |
| (e)                                 | Any Other (Specify)  |                | 0                                       | 0                                 | 0                             | 0                      | 0.0000  | 0  | 0                           | 0                       | 0.0000   | 0  | 0.0000                          | 0       | 0.0000   |   |
|                                     | Bodies Corporate   |                | 3                                       | 3                                 | 0                             | 3                      | 45532830  | 58.2497                                    | 45532830                    | 0                       | 58.2497  | 45532830   | 100.0000                        | 0       | 0.0000   |   |
|                                     | Lake District Holdings Limited                                       | AADCC0471E     | 1                                       | 1                                 | 0                             | 1                      | 45532830  | 58.2497                                    | 45532830                    | 0                       | 58.2497  | 45532830   | 100.0000                        | 0       | 0.0000   |   |
|                                     | Partners Group Esd Limited   | AAHCF6430B     | 1                                       | 1                                 | 0                             | 1                      | 26801527  | 34.2869                                    | 26801527                    | 0                       | 34.2869  | 26801527   | 100.0000                        | 0       | 0.0000   |   |
|                                     | Partners Group Private Equity (Master Fund), Llc                     | AAICP5023H     | 1                                       | 1                                 | 0                             | 1                      | 13018256  | 16.6541                                    | 13018256                    | 0                       | 16.6541  | 13018256   | 100.0000                        | 0       | 0.0000   |   |
|                                     | Sub Total (A)(2)   |                | 3                                       | 3                                 | 0                             | 3                      | 5713047   | 7.3086                                     | 5713047                     | 0                       | 7.3086   | 5713047  | 100.0000                        | 0       | 0.0000   |   |
|                                     | Total Shareholding Of Promoter And Promoter Group (A)= (A)(1)+(A)(2) |                | 3                                       | 3                                 | 0                             | 3                      | 45532830  | 58.2497                                    | 45532830                    | 0                       | 58.2497  | 45532830   | 100.0000                        | 0       | 0.0000   |   |

Details of Shares which remain unclaimed may be given hear along with details such as number of shareholders, outstanding shares held in demat/unclaimed suspense account, voting rights which are frozen etc.

Note :

- (1) PAN would not be displayed on website of Stock Exchange(s)
- (2) The term 'Encumbrance' has the same meaning as assigned under regulation 28(3) of SEBI (Substantial Acquisition of Shares and Takeovers) Regulations, 2011.



**AAVAS Financiers Limited**

**Table III - Statement showing shareholding pattern of the Public shareholder**


| Category & Name of the shareholders   | PAN         | Nos. of shares held (iii) | No. of fully paid up equity shares held (iv) | Partly paid-up equity shares held (v) | No. of Depository Shares held (vi) | Total nos. of Depository Shares held (vii) = (vi) + (v) | Shareholding % as per SCRR, 1957 As a % of (A+B+C+D) (viii) As a | Number of Voting Rights held in each class |                        | Total as a % of (A+B+C+D) (ix) | Shares Outstanding (including convertible securities) (x) | Ing, as a % of convertible securities assuming full conversion (xi) | Number of Locked In Shares (xii) | As a % of total Shares held (xiii) | Number of Shares pledged or otherwise encumbered (xiv) | As a % of total Shares held (xv) | Number of equity shares held in demat form (xvi) |
|---|-------------|---------------------------|--|---------------------------------------|------------------------------------|---|--|--|------------------------|--------------------------------|---|---|----------------------------------|------------------------------------|--|----------------------------------|--|
|   |             |                           |  |                                       |                                    |   |  | No of Voting Rights Class eg: Y Total (x)  | Class eg: Y Total (ix) |                                |   |   |                                  |                                    |  |                                  |  |
| 1 Institutions  |             |                           |  |                                       |                                    |   |  |  |                        |                                |   |   |                                  |                                    |  |                                  |  |
| (a) Mutual Fund   |             | 11                        | 5259824                                      | 0                                     | 0                                  | 5259824   | 6.7288   | 0  | 0                      | 6.7288                         | 0   | 0.0000  | 0                                | 0.0000                             | 0  | 0.0000                           | 0  |
| SBI Equity Hybrid Fund  | AABTS6407Q  | 1                         | 3871442                                      | 0                                     | 0                                  | 3871442   | 4.9527   | 0  | 0                      | 4.9527                         | 0   | 0.0000  | 0                                | 0.0000                             | 0  | 0.0000                           | 0  |
| (b) Venture Capital Funds   |             | 0                         | 0  | 0                                     | 0                                  | 0   | 0.0000   | 0  | 0                      | 0.0000                         | 0   | 0.0000  | 0                                | 0.0000                             | 0  | 0.0000                           | 0  |
| (c) Alternative Investment Funds  |             | 11                        | 1096825                                      | 0                                     | 0                                  | 1096825   | 1.4032   | 0  | 0                      | 1.4032                         | 0   | 0.0000  | 0                                | 0.0000                             | 0  | 0.0000                           | 0  |
| Foreign Venture Capital Investors   |             | 0                         | 0  | 0                                     | 0                                  | 0   | 0.0000   | 0  | 0                      | 0.0000                         | 0   | 0.0000  | 0                                | 0.0000                             | 0  | 0.0000                           | 0  |
| Foreign Portfolio Investor  |             | 88                        | 14124432                                     | 0                                     | 0                                  | 14124432  | 18.0592  | 0  | 0                      | 18.0592                        | 0   | 0.0000  | 0                                | 0.0000                             | 0  | 0.0000                           | 0  |
| Buena Vista Asian Opportunities Master Fund Ltd                                     | AAAC085655R | 1                         | 1513310                                      | 0                                     | 0                                  | 1513310   | 1.9360   | 0  | 0                      | 1.9360                         | 0   | 0.0000  | 0                                | 0.0000                             | 0  | 0.0000                           | 0  |
| St. James' Place Emerging Markets Equity Unit Tr                                    | AAART53333H | 1                         | 1241761                                      | 0                                     | 0                                  | 1241761   | 1.5886   | 0  | 0                      | 1.5886                         | 0   | 0.0000  | 0                                | 0.0000                             | 0  | 0.0000                           | 0  |
| Mathew's India Fund   | AAATM6157E  | 1                         | 1174534                                      | 0                                     | 0                                  | 1174534   | 1.5026   | 0  | 0                      | 1.5026                         | 0   | 0.0000  | 0                                | 0.0000                             | 0  | 0.0000                           | 0  |
| The Nomura Trust And Banking Co., Ltd As The Tr                                     | AAABT6656L  | 1                         | 791789                                       | 0                                     | 0                                  | 791789  | 1.0129   | 0  | 0                      | 1.0129                         | 0   | 0.0000  | 0                                | 0.0000                             | 0  | 0.0000                           | 0  |
| (d) Financial Institutions / Banks  |             | 2                         | 3152   | 0                                     | 0                                  | 3152  | 0.0040   | 0  | 0                      | 0.0040                         | 0   | 0.5383  | 0                                | 0.0000                             | 0  | 0.0000                           | 3152   |
| (e) Insurance Companies   |             | 3                         | 420745                                       | 0                                     | 0                                  | 420745  | 0.5383   | 0  | 0                      | 0.5383                         | 0   | 0.0000  | 0                                | 0.0000                             | 0  | 0.0000                           | 420745   |
| (f) Provident Funds/ Pension Funds  |             | 0                         | 0  | 0                                     | 0                                  | 0   | 0.0000   | 0  | 0                      | 0.0000                         | 0   | 0.0000  | 0                                | 0.0000                             | 0  | 0.0000                           | 0  |
| (g) Any Other (Specify)   |             | 0                         | 0  | 0                                     | 0                                  | 0   | 0.0000   | 0  | 0                      | 0.0000                         | 0   | 0.0000  | 0                                | 0.0000                             | 0  | 0.0000                           | 0  |
| (h) Sub Total (B)(1)  |             | 115                       | 20904978                                     | 0                                     | 0                                  | 20904978  | 26.7435  | 0  | 0                      | 26.7435                        | 0   | 0.0000  | 0                                | 0.0000                             | 0  | 0.0000                           | 20904978   |
| (i) Central Government/ State Government(s)/ President of India                     |             | 0                         | 0  | 0                                     | 0                                  | 0   | 0.0000   | 0  | 0                      | 0.0000                         | 0   | 0.0000  | 0                                | 0.0000                             | 0  | 0.0000                           | 0  |
| (j) Sub Total (B)(2)  |             | 0                         | 0  | 0                                     | 0                                  | 0   | 0.0000   | 0  | 0                      | 0.0000                         | 0   | 0.0000  | 0                                | 0.0000                             | 0  | 0.0000                           | 0  |
| (k) Non-Institutions  |             | 0                         | 0  | 0                                     | 0                                  | 0   | 0.0000   | 0  | 0                      | 0.0000                         | 0   | 0.0000  | 0                                | 0.0000                             | 0  | 0.0000                           | 0  |
| (l) Individuals   |             | 0                         | 0  | 0                                     | 0                                  | 0   | 0.0000   | 0  | 0                      | 0.0000                         | 0   | 0.0000  | 0                                | 0.0000                             | 0  | 0.0000                           | 0  |
| 1. Individual shareholders holding nominal share capital up to Rs. 2 lakhs.         |             | 11708                     | 909908                                       | 0                                     | 0                                  | 909908  | 1.1640   | 0  | 0                      | 1.1640                         | 0   | 0.0000  | 0                                | 0.0000                             | 0  | 0.0000                           | 909908   |
| ii. Individual shareholders holding nominal share capital in excess of Rs. 2 lakhs. |             | 11                        | 5405575                                      | 0                                     | 0                                  | 5405575   | 6.9153   | 0  | 0                      | 6.9153                         | 0   | 0.0000  | 0                                | 0.0000                             | 0  | 0.0000                           | 5405575  |
| Ganeshwarin Rawat   | ADDFR645A   | 1                         | 916217                                       | 0                                     | 0                                  | 916217  | 1.1721   | 0  | 0                      | 1.1721                         | 0   | 1.1721  | 0                                | 0.0000                             | 0  | 0.0000                           | 916217   |
| Sushil Kumar Agrawal  | ADNF4440RN  | 0                         | 2941812                                      | 0                                     | 0                                  | 2941812   | 3.7634   | 0  | 0                      | 3.7634                         | 0   | 1.13031   | 0                                | 0.0000                             | 0  | 0.0000                           | 2941812  |
| NBFCs registered with RBI   |             | 0                         | 0  | 0                                     | 0                                  | 0   | 0.0000   | 0  | 0                      | 0.0000                         | 0   | 0.0000  | 0                                | 0.0000                             | 0  | 0.0000                           | 0  |
| Trust Employee  |             | 1                         | 38   | 0                                     | 0                                  | 38  | 0.0000   | 0  | 0                      | 0.0000                         | 0   | 0.0000  | 0                                | 0.0000                             | 0  | 0.0000                           | 38   |
| Overseas Depositor(s)(holding DRs) (balancing figure)                               |             | 0                         | 0  | 0                                     | 0                                  | 0   | 0.0000   | 0  | 0                      | 0.0000                         | 0   | 0.0000  | 0                                | 0.0000                             | 0  | 0.0000                           | 0  |
| (m) Any Other (Specify)   |             | 0                         | 0  | 0                                     | 0                                  | 0   | 0.0000   | 0  | 0                      | 0.0000                         | 0   | 0.0000  | 0                                | 0.0000                             | 0  | 0.0000                           | 0  |
| (n) Sub Total (B)(3)  |             | 908                       | 5415022                                      | 0                                     | 0                                  | 5415022   | 6.9274   | 0  | 0                      | 6.9274                         | 0   | 0.0000  | 0                                | 0.0000                             | 0  | 0.0000                           | 5415022  |
| Hindu Undivided Family  |             | 2                         | 1420   | 0                                     | 0                                  | 1420  | 0.0018   | 0  | 0                      | 0.0018                         | 0   | 0.0029  | 0                                | 0.0000                             | 0  | 0.0000                           | 1420   |
| Non Resident Indians (Non Repat)  |             | 483                       | 17875  | 0                                     | 0                                  | 17875   | 0.0229   | 0  | 0                      | 0.0229                         | 0   | 0.0229  | 0                                | 0.0000                             | 0  | 0.0000                           | 17875  |
| Non Resident Indians (Repatriation)   |             | 61                        | 5577   | 0                                     | 0                                  | 5577  | 0.0071   | 0  | 0                      | 0.0071                         | 0   | 0.0071  | 0                                | 0.0000                             | 0  | 0.0000                           | 5577   |
| Clearing Member   |             | 168                       | 19968  | 0                                     | 0                                  | 19968   | 0.0255   | 0  | 0                      | 0.0255                         | 0   | 0.0255  | 0                                | 0.0000                             | 0  | 0.0000                           | 19968  |
| Bodies Corporate  |             | 62                        | 8317   | 0                                     | 0                                  | 8317  | 0.0106   | 0  | 0                      | 0.0106                         | 0   | 0.0106  | 0                                | 0.0000                             | 0  | 0.0000                           | 8317   |
| Any Small Finance Bank Limited  |             | 162                       | 5361865                                      | 0                                     | 0                                  | 5361865   | 6.8594   | 0  | 0                      | 6.8594                         | 0   | 0.0106  | 0                                | 0.0000                             | 0  | 0.0000                           | 5361865  |
| Sub Total (B)(4)  | AAACZ2777N  | 1                         | 5014746                                      | 0                                     | 0                                  | 5014746   | 6.4153   | 0  | 0                      | 6.4153                         | 0   | 0.0106  | 0                                | 0.0000                             | 0  | 0.0000                           | 5014746  |
| Total Public Shareholding (B)= (B)(1)+(B)(2)+(B)(3)                                 |             | 12628                     | 11730543                                     | 0                                     | 0                                  | 11730543  | 15.0068  | 0  | 0                      | 15.0068                        | 0   | 0.0106  | 0                                | 0.0000                             | 0  | 0.0000                           | 5014746  |
|   |             | 12743                     | 32635521                                     | 0                                     | 0                                  | 32635521  | 41.7503  | 0  | 0                      | 41.7503                        | 0   | 0.0106  | 0                                | 0.0000                             | 0  | 0.0000                           | 11730543   |

Details of the shareholders acting as persons in Concert including their Shareholding (No. and %):

|                     |               |
|---------------------|---------------|
| No. of shareholders | No. of Shares |
|---------------------|---------------|

Details of shares which remain unclaimed may be given hear along with details such as number of shareholders, outstanding shares held in demat/unclaimed suspense account, voting rights which are frozen etc.

- Note :
- (1) PAN would not be displayed on website of Stock Exchange(s).
  - (2) The above format needs to disclose name of all holders holding more than 1% of total number of shares
  - (3) W.r.t. the information pertaining to Depository Receipts, the same may be disclosed in the respective columns to the extent information available and the balance to be disclosed as held by custodian.



**AAVAS Financiers Limited**

**Table IV - Statement showing shareholding pattern of the Non Promoter- Non Public shareholder**

| Category & Name of the shareholders<br>(i)   | PAN<br>(ii) | Nos. of sharehold-ers<br>(iii) | No. of fully paid up equity shares held<br>(iv) | Partly paid-up equity shares held<br>(v) | No. of shares underlying Depository Receipts<br>(vi) | Total nos. shares held<br>(vii) = | Sharehold- ing % calculated as per SCRR, 1957 As a % of (A+B+C2)<br>(viii) As a | Number of Voting Rights held in each class |                            |                                   | Shares Underlyin- g<br>(ix) | Ing. % as a % assuming full conversion of convertible securities<br>(x) = | Number of Locked in shares      |                                       | Number of Shares pledged or otherwise encumbered |                                       | Number of equity shares held in dematerial- ized form<br>(xiv) |
|--|-------------|--------------------------------|---|--|--|-----------------------------------|---|--|----------------------------|-----------------------------------|-----------------------------|---|---------------------------------|---------------------------------------|--|---------------------------------------|--|
|  |             |                                |   |  |  |                                   |   | No of Voting Rights<br>Class eg:-<br>(xi)  | Class eg: Y Total<br>(xii) | Total as a % of (A+B+C)<br>(xiii) |                             |   | No. (a)<br>Shares held<br>(xii) | As a % of total Shares held<br>(xiii) | No. (a)<br>Shares held<br>(xiii)                 | As a % of total Shares held<br>(xiii) |  |
| Custodian/ DR Holder<br>(1)  |             | 0                              | 0   | 0  | 0  | 0                                 | 0.0000  | 0  | 0                          | 0                                 | 0                           | 0   | 0                               | 0.0000                                | 0  | 0                                     | 0  |
| Employee Benefit Trust (under SEBI (Share based Employee Benefit) Regulations, 2014) |             | 0                              | 0   | 0  | 0  | 0                                 | 0.0000  | 0  | 0                          | 0                                 | 0                           | 0   | 0                               | 0.0000                                | 0  | 0                                     | 0  |
| Total Non-Promoter- Non Public Shareholding (C)=<br>(C1)+(C12)                       |             | 0                              | 0   | 0  | 0  | 0                                 | 0.0000  | 0  | 0                          | 0                                 | 0                           | 0   | 0                               | 0.0000                                | 0  | 0                                     | 0  |

Note :  
 (1) PAN would not be displayed on website of Stock Exchange(s).  
 (2) The above format needs to disclose name of all holders holding more than 1% of total number of shares  
 (3) W.r.t. the information pertaining to Depository Receipts, the same may be disclosed in the respective columns to the extent information available and the balance to be disclosed as held by custodian.

