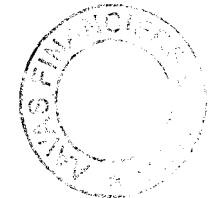


Shareholding Pattern under Regulation 31 of SEBI (Listing Obligations and Disclosure Requirements) Regulations, 2015

1.	Name of Listed Entity: AAVAS Financiers Limited	
2.	Scrip Code/Name of Scrip/Class of Security: 541988	
3.	Share Holding Pattern Filed under: Reg. 31(1)(a)/Reg. 31(1)(b)/Reg.31(1)(c)	
	a.	If under 31(1)(b) then indicate the report for Quarter ending
	b.	If under 31(1)(c) then indicate date of allotment/extinguishment
4.	Declaration: The Listed entity is required to submit the following declaration to the extent of submission of information:-	

	Particulars	Yes*	No*
1	Whether the Listed Entity has issued any partly paid up shares?		No
2	Whether the Listed Entity has issued any Convertible Securities or Warrants?		No
3	Whether the Listed Entity has any shares against which depository receipts are issued?		No
4	Whether the Listed Entity has any shares in locked-in?	Yes	
5	Whether any shares held by promoters are pledge or otherwise encumbered?		No

* If the Listed Entity selects the option 'No' for the questions above, the columns for the partly paid up shares, Outstanding Convertible Securities/Warrants, depository receipts, locked-in shares, No of shares pledged or otherwise encumbered by promoters, as applicable, shall not be displayed at the time of dissemination on the Stock Exchange website. Also wherever there is 'No' declared by Listed Entity in above table the values will be considered as 'Zero' by default on submission of the format of holding of specified securities.



AAVAS Financiers Limited

Table I - Summary Statement holding of specified securities

Category	Category of shareholder	Nos. of shareholders	No. of fully paid up equity shares held	No. of Partly paid-up equity shares held	No. of shares underlying Depository Receipts	Total nos. shares held	Shareholding as a % of total no. of shares (calculated as per SCRR, 1957)	Number of Voting Rights held in each class of securities			No. of Shares Underlying Outstanding convertible securities (including Warrants)	Shareholding, as a % assuming full conversion of convertible securities (as a percentage of diluted share capital)	Number of Locked in shares		Number of Shares pledged or otherwise encumbered		Number of equity shares held in dematerialised form	
								Class eg: X	No of Voting Rights				Total as a % of (A+B+C)	No. (a)	As a % of total Shares held(b)	No. (a)		As a % of total Shares held(b)
									Class eg: y	Total								
(I)	(II)	(III)	(IV)	(V)	(VI)	(VII) = (IV)+(V)+(VI)	(VIII) As a % of (A+B+C2)	(IX)			(X)	(XI) = (VII)+(X) As a % of (A+B+C2)	(XII)		(XIII)		(XIV)	
(A)	Promoter & Promoter Group	3	39313706	0	0	39313706	50.0783	39313706	0	39313706	50.0783	0	50.0783	15719023	39.9835	0	0.0000	39313706
(B)	Public	25932	39190845	0	0	39190845	49.9217	39190845	0	39190845	49.9217	0	49.9217	0	0.0000	NA	NA	39190845
(C)	Non Promoter - Non Public				0				0			0		0.0000	NA	NA		
(C1)	Shares Underlying DRs	0	0	0	0	0	0.0000	0	0	0	0.0000	0	0.0000	0	0.0000	NA	NA	0
(C2)	Shares Held By Employee Trust	0	0	0	0	0	0.0000	0	0	0	0.0000	0	0.0000	0	0.0000	NA	NA	0
	Total	25935	78504551	0	0	78504551	100.0000	78504551	0	78504551	100.0000	0	100.0000	15719023	20.0230	0	0.0000	78504551

Handwritten signature and circular stamp of AAVAS Financiers Limited.

AAVAS Financiers Limited

Table II - Statement showing shareholding pattern of the Promoter and Promoter Group

Category & Name of the shareholders	PAN	Nos. of shareholders	No. of fully paid up equity shares held	Partly paid-up equity shares held	No. of shares underlying Depository Receipts	Total nos. shares held	Shareholding % calculated as per SCRR, 1957 As a % of (A+B+C2)	Number of Voting Rights held in each class of securities			No. of Shares Underlying Outstanding convertible securities (including Warrants)	Shareholding, as a % assuming full conversion of convertible securities (as a percentage of diluted share capital)	Number of Locked in shares		Number of Shares pledged or otherwise encumbered		Number of equity shares held in dematerialised form	
								No of Voting Rights					Total as a % of (A+B+C)	No. (a)	As a % of total Shares held(b)	No. (a)		As a % of total Shares held(b)
								Class eg: X	Class eg: y	Total								
(I)	(II)	(III)	(IV)	(V)	(VI)	(VII) = (IV)+(V)+(VI)	(VIII) As a % of (A+B+C2)	(IX)			(X)	(XI) = (VII)+(X) As a % of (A+B+C2)	(XII)		(XIII)		(XIV)	
1	Indian																	
(a)	Individuals / Hindu Undivided Family		0	0	0	0	0.0000	0	0	0	0.0000	0	0.0000	0	0.0000	0	0.0000	0
(b)	Central Government / State Government(s)		0	0	0	0	0.0000	0	0	0	0.0000	0	0.0000	0	0.0000	0	0.0000	0
(c)	Financial Institutions / Banks		0	0	0	0	0.0000	0	0	0	0.0000	0	0.0000	0	0.0000	0	0.0000	0
(d)	Any Other (Specify)		0	0	0	0	0.0000	0	0	0	0.0000	0	0.0000	0	0.0000	0	0.0000	0
	Sub Total (A)(1)		0	0	0	0	0.0000	0	0	0	0.0000	0	0.0000	0	0.0000	0	0.0000	0
2	Foreign																	
(a)	Individuals (Non-Resident Individuals / Foreign Individuals)		0	0	0	0	0.0000	0	0	0	0.0000	0	0.0000	0	0.0000	0	0.0000	0
(b)	Government		0	0	0	0	0.0000	0	0	0	0.0000	0	0.0000	0	0.0000	0	0.0000	0
(c)	Institutions		0	0	0	0	0.0000	0	0	0	0.0000	0	0.0000	0	0.0000	0	0.0000	0
(d)	Foreign Portfolio Investor		0	0	0	0	0.0000	0	0	0	0.0000	0	0.0000	0	0.0000	0	0.0000	0
(e)	Any Other (Specify)		3	39313706	0	39313706	50.0783	39313706	0	39313706	50.0783	0	50.0783	15719023	39.9836	0	0.0000	39313706
	Bodies Corporate		3	39313706	0	39313706	50.0783	39313706	0	39313706	50.0783	0	50.0783	15719023	39.9836	0	0.0000	39313706
	Lake District Holdings Limited		1	23140827	0	23140827	29.4771	23140827	0	23140827	29.4771	0	29.4771	9352989	40.4177	0	0.0000	23140827
	Partners Group ESCL Limited		1	11240151	0	11240151	14.3178	11240151	0	11240151	14.3178	0	14.3178	6366034	56.6366	0	0.0000	11240151
	Partners Group Private Equity (Master Fund), LLC		1	4932728	0	4932728	6.2834	4932728	0	4932728	6.2834	0	6.2834	0	0.0000	0	0.0000	4932728
	Sub Total (A)(2)		3	39313706	0	39313706	50.0783	39313706	0	39313706	50.0783	0	50.0783	15719023	39.9836	0	0.0000	39313706
	Total Shareholding Of Promoter And Promoter Group (A)= (A)(1)+(A)(2)		3	39313706	0	39313706	50.0783	39313706	0	39313706	50.0783	0	50.0783	15719023	39.9836	0	0.0000	39313706

Details of Shares which remain unclaimed may be given hear along with details such as number of shareholders, outstanding shares held in demat/unclaimed suspense account, voting rights which are frozen etc.

Note :

(1) PAN would not be displayed on website of Stock Exchange(s)

(2) The term 'Encumbrance' has the same meaning as assigned under regulation 28(3) of SEBI (Substantial Acquisition of Shares and Takeovers) Regulations, 2011.




Table III - Statement showing shareholding pattern of the Public shareholder

Category & Name of the shareholders	PAN	Nos. of shareholders	No. of fully paid up equity shares held	Partly paid-up equity shares held	No. of shares underlying Depository Receipts	Total nos. shares held	Shareholding % calculated as per SCRR, 1957 As a % of (A+B+C2)	Number of Voting Rights held in each class of securities			No. of Shares Underlying Outstanding convertible securities (including Warrants)	Shareholding, as a % assuming full conversion of convertible securities (as a percentage of diluted share capital)	Number of Locked in shares		Number of Shares pledged or otherwise encumbered		Number of equity shares held in dematerialised form	
								Class eg: X	Class eg: Y	Total			No. (a)	As a % of total Shares held (b)	No. (a)	As a % of total Shares held (b)		
																		No of Voting Rights
(I)	(II)	(III)	(IV)	(V)	(VI)	(VII) = (IV)+(V)+(VI)	(VIII) As a % of (A+B+C2)	(IX)			(X)	(XI) = (VII)+(X) As a % of (A+B+C2)	(XII)	(XIII)	(XIV)			
1 Institutions																		
(a) Mutual Fund		14	2846409	0	0	2846409	3.6258	2846409	0	2846409	3.6258	0	0.0000	NA	NA	2846409		
Uti Flexi Cap Fund		1	1382771	0	0	1382771	1.7614	1382771	0	1382771	1.7614	0	0.0000	NA	NA	1382771		
(b) Venture Capital Funds		0	0	0	0	0	0.0000	0	0	0	0.0000	0	0.0000	NA	NA	0		
(c) Alternate Investment Funds		11	1197552	0	0	1197552	1.5255	1197552	0	1197552	1.5255	0	0.0000	NA	NA	1197552		
(d) Foreign Venture Capital Investors		0	0	0	0	0	0.0000	0	0	0	0.0000	0	0.0000	NA	NA	0		
(e) Foreign Portfolio Investor		135	25011695	0	0	25011695	31.8602	25011695	0	25011695	31.8602	0	0.0000	NA	NA	25011695		
Smallcap World Fund, Inc		1	5497038	0	0	5497038	7.0022	5497038	0	5497038	7.0022	0	0.0000	NA	NA	5497038		
Nomura India Investment Fund Mother Fund		1	1968187	0	0	1968187	2.5071	1968187	0	1968187	2.5071	0	0.0000	NA	NA	1968187		
Kotak Funds - India Midcap Fund		1	1587434	0	0	1587434	2.0221	1587434	0	1587434	2.0221	0	0.0000	NA	NA	1587434		
Buena Vista Asian Opportunities Master Fund Ltd		1	1258991	0	0	1258991	1.6037	1258991	0	1258991	1.6037	0	0.0000	NA	NA	1258991		
Abu Dhabi Investment Authority - Stable		1	859650	0	0	859650	1.0950	859650	0	859650	1.0950	0	0.0000	NA	NA	859650		
(f) Financial Institutions / Banks		1	3383	0	0	3383	0.0043	3383	0	3383	0.0043	0	0.0000	NA	NA	3383		
(g) Insurance Companies		6	2621037	0	0	2621037	3.3387	2621037	0	2621037	3.3387	0	0.0000	NA	NA	2621037		
Tata Aia Life Insurance Co Ltd-Whole Life Mid Cap Equity Fund		1	1196006	0	0	1196006	1.5235	1196006	0	1196006	1.5235	0	0.0000	NA	NA	1196006		
SBI Life Insurance Co. Ltd		1	1012082	0	0	1012082	1.2892	1012082	0	1012082	1.2892	0	0.0000	NA	NA	1012082		
(h) Provident Funds / Pension Funds		0	0	0	0	0	0.0000	0	0	0	0.0000	0	0.0000	NA	NA	0		
(i) Any Other (Specify)		0	0	0	0	0	0.0000	0	0	0	0.0000	0	0.0000	NA	NA	0		
Sub Total (B)[1]		167	31680076	0	0	31680076	40.3544	31680076	0	31680076	40.3544	0	0.0000	NA	NA	31680076		
Central Government/ State Government(s)/ President of India																		
Sub Total (B)[2]		0	0	0	0	0	0.0000	0	0	0	0.0000	0	0.0000	NA	NA	0		
3 Non-Institutions																		
(a) Individuals																		
i. Individual shareholders holding nominal share capital up to Rs. 2 lakhs.		23809	2119575	0	0	2119575	2.6999	2119575	0	2119575	2.6999	0	0.0000	NA	NA	2119575		
ii. Individual shareholders holding nominal share capital in excess of Rs. 2 lakhs.		13	4846801	0	0	4846801	6.1739	4846801	0	4846801	6.1739	0	0.0000	NA	NA	4846801		
Ghanshyam Rewat			867937	0	0	867937	1.1056	867937	0	867937	1.1056	0	0.0000	NA	NA	867937		
Sushil Kumar Agarwal			2746438	0	0	2746438	3.4984	2746438	0	2746438	3.4984	0	0.0000	NA	NA	2746438		
(b) NBFCs registered with RBI		0	0	0	0	0	0.0000	0	0	0	0.0000	0	0.0000	NA	NA	0		
Trust Employee		6	247	0	0	247	0.0003	247	0	247	0.0003	0	0.0000	NA	NA	247		
(d) Overseas Depositories(holding DRs) (balancing figure)		0	0	0	0	0	0.0000	0	0	0	0.0000	0	0.0000	NA	NA	0		
(c) Any Other (Specify)		1937	544146	0	0	544146	0.6931	544146	0	544146	0.6931	0	0.0000	NA	NA	544146		
Trusts		1	25	0	0	25	0.0000	25	0	25	0.0000	0	0.0000	NA	NA	25		
Hindu Undivided Family		578	36230	0	0	36230	0.0462	36230	0	36230	0.0462	0	0.0000	NA	NA	36230		
Non Resident Indians (Non Repat)		257	56293	0	0	56293	0.0717	56293	0	56293	0.0717	0	0.0000	NA	NA	56293		
Non Resident Indians (Repatriate)		549	62714	0	0	62714	0.0799	62714	0	62714	0.0799	0	0.0000	NA	NA	62714		
Clearing Member		88	20204	0	0	20204	0.0257	20204	0	20204	0.0257	0	0.0000	NA	NA	20204		
Bodies Corporate		464	368680	0	0	368680	0.4696	368680	0	368680	0.4696	0	0.0000	NA	NA	368680		
Sub Total (B)[3]		25765	7510769	0	0	7510769	9.5673	7510769	0	7510769	9.5673	0	0.0000	NA	NA	7510769		
Total Public Shareholding (B) = (B)[1]+(B)[2]+(B)[3]		25932	39190845	0	0	39190845	49.9217	39190845	0	39190845	49.9217	0	0.0000	NA	NA	39190845		

Details of the shareholders acting as persons in Concert including their Shareholding (No. and %):

No. of shareholders	No. of

Details of Shares which remain unclaimed may be given hear along with details such as number of shareholders, outstanding shares held in demat/unclaimed suspense account, voting rights which are frozen etc.

Note :

(1) PAN would not be displayed on website of Stock Exchange(s).

(2) The above format needs to disclose name of all holders holding more than 1% of total number of shares

(3) W.r.t. the information pertaining to Depository Receipts, the same may be disclosed in the respective columns to the extent information available and the balance to be disclosed as held by custodian.

AAVAS Financiers Limited
Table IV - Statement showing shareholding pattern of the Non Promoter- Non Public shareholder


	Category & Name of the shareholders	PAN	Nos. of shareholders	No. of fully paid up equity shares held	Partly paid-up equity shares held	No. of shares underlying Depository Receipts	Total nos. shares held	Shareholding % calculated as per SCRR, 1957 As a % of (A+B+C2)	Number of Voting Rights held in each class of securities			No. of Shares Underlying Outstanding convertible securities (Including Warrants)	Shareholding, as a % assuming full conversion of convertible securities (as a percentage of diluted share capital)	Number of Locked in shares		Number of Shares pledged or otherwise encumbered		Number of equity shares held in dematerialised form	
									No of Voting Rights					Total as a % of (A+B+C)	No. (a)	As a % of total Shares held(b)	No. (a)		As a % of total Shares held(b)
									Class eg: X	Class eg: y	Total								
	(I)	(II)	(III)	(IV)	(V)	(VI)	(VII) = (IV)+(V)+(VI)	(VIII) As a % of (A+B+C2)	(IX)			(X)	(XI) = (VII)+(X) As a % of (A+B+C2)	(XII)		(XIII)		(XIV)	
1	Custodian/DR Holder		0	0	0	0	0	0.0000	0	0	0	0.0000	0	0.0000	0	0.0000	NA	NA	0
2	Employee Benefit Trust (under SEBI (Share based Employee Benefit) Regulations, 2014)		0	0	0	0	0	0.0000	0	0	0	0.0000	0	0.0000	0	0.0000	NA	NA	0
	Total Non-Promoter- Non Public Shareholding (C)= (C)(1)+(C)(2)		0	0	0	0	0	0.0000	0	0	0	0.0000	0	0.0000	0	0.0000	NA	NA	0

Note :

(1) PAN would not be displayed on website of Stock Exchange(s).

(2) The above format needs to disclose name of all holders holding more than 1% of total number of shares

(3) W.r.t. the information pertaining to Depository Receipts, the same may be disclosed in the respective columns to the extent information available and the balance to be disclosed as held by custodian.



The image shows a handwritten signature in black ink over a circular stamp. The stamp contains the text "AAVAS FINANCIERS LIMITED" around the perimeter and "SEBI" at the bottom.